



CREATING THE CITY OF OPPORTUNITIES
A SUSTAINABLE COMMUNITY STRATEGY FOR THE CITY OF BRIGHTON AND HOVE

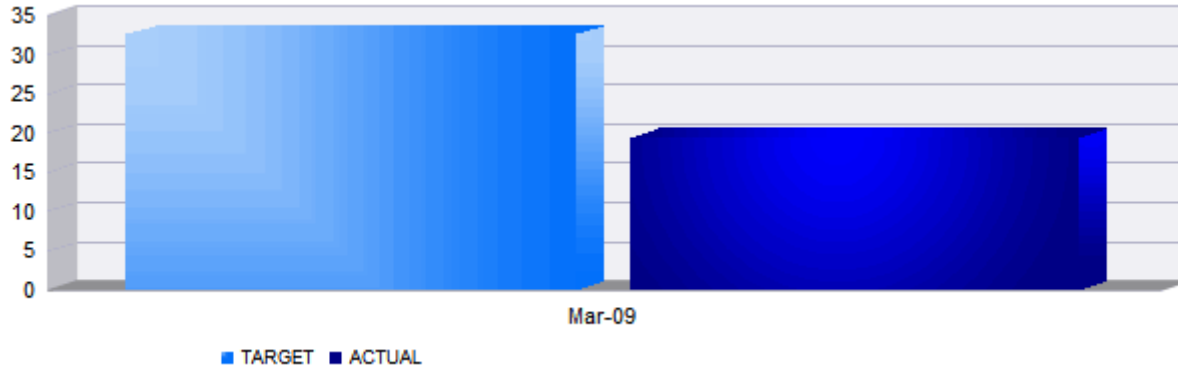
Local Area Agreement Delivery Plan Environment Year End Summary 2008/09

Brighton and Hove 2020 Community Partnership



Reducing crime and improving safety

NI017 - Perceptions of anti-social behaviour




Indicator	Target	Actual	Status
%	32.50	19.40	

Comments
 Results taken from the 2008 Place Survey. South East result - 16.2%, UK result - 20%

88


2.1.1 : Sustain delivery by the multi-disciplinary Anti-Social Behaviour Team and, through targeted work with the police, Children and Young People's Trust and other key partners, deliver good practice interventions to prevent, divert, support and change the behaviours of those who commit anti-social behaviour

Actions	DOT	Comments	By When	Lead Officer
<p>2.1.1.1 : Ongoing delivery of partnership services, providing a mix of formal enforcement Strategies and other activities. (2008/09 q1: 175 outputs, of which 8 were formal enforcement Strategies)</p>		<p>Family Intervention Project re-established and expanded to include youth crime prevention work, including focus on 5-10 year olds who are at risk. Significant progress in developing Family Pathfinder in the east of the city. Deliver a 'whole family' approach through systems change between adult and children and family services now well advanced and first 50 families identified.</p> <p>Additional resources allocated which further increases Operation Park (police, ASB team and targeted outreach youth work and provision of positive activities for young people with good outcomes.</p> <p>Police recorded social disorder incidents = 4.3% reduction in 2008/09 compared with 07/08. Youth disorder 13.2% decline in 2008/09. Only 1 ASBO sought on a young person in 2008/09 down from 13 in 07/08 - demonstrating success of early intervention and joint working with targeted youth support service. 2008 placed based survey showed reduction in perception in ASB from 36% in 06/07 to 19.7% in 2008. Attendance by ASB Caseworkers at a wide range of Local Action Teams - this continues.</p> <p>Steps taken to develop further joint working between the ASB Team and the Youth Offending Team - this continues with senior caseworker doing surgeries at YOT on regular basis. ASB Casework Team have continued supporting the training of police officers in issues around ASB - this continues.</p> <p>Regular review of practice has resulted in improved support of victims and witnesses of ASB through the role of the ASB Team's PC, PCSO and solicitor - this continues through</p>	<p>Mar/2009</p>	<p>Linda Beanlands</p>


2.1.1 : Sustain delivery by the multi-disciplinary Anti-Social Behaviour Team and, through targeted work with the police, Children and Young People’s Trust and other key partners, deliver good practice interventions to prevent, divert, support and change the behaviours of those who commit anti-social behaviour

Actions	DOT	Comments	By When	Lead Officer
		regular reflective practice sessions with caseworkers. Built stronger links with BCRP enabling early referrals into the ASB Team of those causing ASB to business in the city.		



2.1.2 : Increased effectiveness from targeted work informed by monitoring intelligence, crime and disorder analysis and intelligence on offenders and offences

Actions	DOT	Comments	By When	Lead Officer
2.1.2.1 : Intelligence reports provided to key strategic and local information sharing and problem solving meetings, including Joint Action Groups, Youth Justice Steering Group and TTCG.		Appropriate data collected and monitoring requirements fully met. Analysis of data around ASB successfully leading to affective targeting of individuals. Multi-Agency Planning meeting and Multi-Agency Parenting Order Panel continue to provide range of support and inforcement interventions which are reducing risks for individuals and preventing re-offending. Training of ASB staff in the use of the ASB case management system (CAPS) complete.	Mar/2009	Linda Beanlands


2.1.3 : Good practice interventions that comply with national and local standards are integrated within housing management services of the City Council Housing, Registered Social Landlords and, where possible, with private landlords.

Actions	DOT	Comments	By When	Lead Officer
2.1.3.1 : Monitoring of outputs/responses across the partnership and information sharing meetings to ensure effective communication and best practice.		<p>Extending services of PCST to include East Brighton are complete. (following closure of eb4U team). Discussions with Housing Services about achieving a consistent level of service across the city are complete. ASB Team has delivered training to RSLs, council housing officers and temporary accommodation officers on tackling ASB.</p> <p>Housing providers negotiating parenting contracts with targeted families, and refer to Parenting Order Panel where necessary. Very close links with housing providers and joint work on cases with good exchange of information.</p> <p>Family Intervention Project have reached agreement with Housing Services to establish a FIP tenancy scheme for those families in greatest need.</p>	Mar/2009	Linda Beanlands

2.1.4 : Reduction of anti-social behaviour through the provision of intensive family support to families and households who are causing harassment, alarm or distress to communities

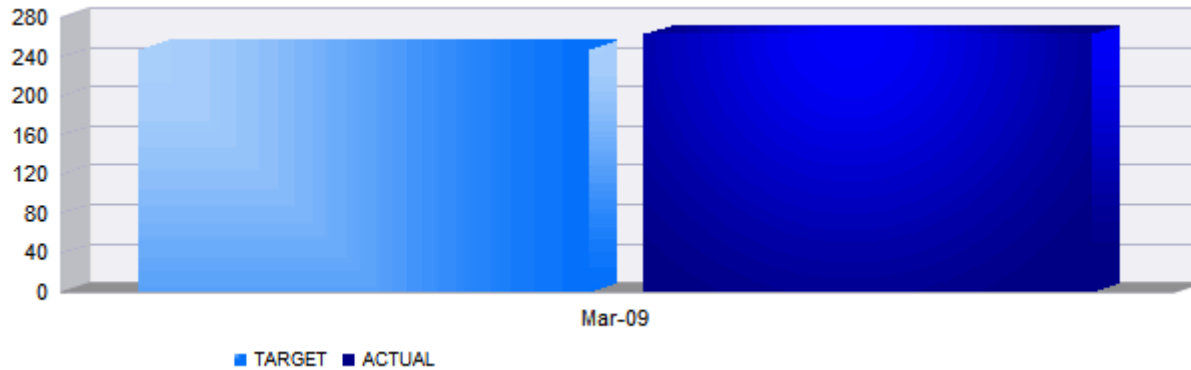
Actions	DOT	Comments	By When	Lead Officer
2.1.4.1 : Reduction in ASB through intensive family support - Begin to develop systems change between adult and CYPT services		Significant progress in developing Family Pathfinder project in East Brighton and its integration with family Intervention project. Manager seconded into family Pathfinder project group and first 50 families identified for targeted action.	Mar/2009	Linda Beanlands
2.1.4.2 : Re-establish Family Intervention Project (PCST) together with Think Family Project (East Brighton).		Family Intervention Project now fully funded and operational manager appointed. Expanded to include youth crime prevention and 5-10 age group of young people and their families most at risk.	Mar/2009	Linda Beanlands

2.1.4 : Reduction of anti-social behaviour through the provision of intensive family support to families and households who are causing harassment, alarm or distress to communities

Actions	DOT	Comments	By When	Lead Officer
2.1.4.3 : Begin to develop systems change between adult and CYPT services		Significant progress in developing Family Pathfinder project in East Brighton with a member of the PCST participating as champion of systems change and seconded to Pathfinder project group.	Mar/2009	Linda Beanlands

Reducing crime and improving safety

NI030 - The number of convictions for Prolific and other Priority Offenders (PPOs) over a 12 month period





Indicator	Target	Actual	Status
No.	247.00	262.00	

Comments
 This data shows the number of convictions over a 12 month period (of a specific cohort of 83 offenders), the latest result being 262 and a target of 247 convictions for quarter 2 (target in Q2 to see a 14% reduction, actual reduction was 8.1%).


2.2.1 : Provide a full range of protective and preventative interventions to reduce risk factors of young people re-offending, specifically to those meeting 'Deter' criteria (as defined by the Youth Justice Board)

Actions	DOT	Comments	By When	Lead Officer
2.2.1.1 : Undertake evaluation of interventions through service user group		Although the service user group is not currently operational, we are continuing to access feedback from service users via other means.	Mar/2009	Kim Bowler



2.2.1 : Provide a full range of protective and preventative interventions to reduce risk factors of young people re-offending, specifically to those meeting 'Deter' criteria (as defined by the Youth Justice Board)

Actions	DOT	Comments	By When	Lead Officer
2.2.1.2 : Include those meeting deter criteria in the monthly Management of Serious Harm (MoSH) meeting agenda		<p>Q1 Those meeting deter criteria (Asset of 21 or above) are now being brought to the MoSH meeting.</p> <p>Q2 No further update.</p> <p>Q3 No further update.</p> <p>Q4 The YOT will be moving from a monthly to a weekly risk meeting where young people from the deter cohort and group (high risk of re-offending) will be discussed and monitored as well as those assessed as having a medium or high risk of harm (to themselves or others). Practice managers and the newly appointed project worker will sit on this group to ensure that project work is targeted at deter young people.</p>	Mar/2009	Kim Bowler
2.2.1.3 : Agree aftercare package with TYSS for high risk young people ending an order with the YOT		<p>Q1 TYSS to become functional in September so action not started.</p> <p>Q2 No further update.</p> <p>Q3 An after-care package for high risk young people has not yet been agreed with TYSS due to limited resources which are targeted at preventing young people from entering the youth justice system (rather than at known offenders re-offending).</p> <p>Q4 After care package still to be agreed and finalised but YOT will be offering support via voluntary packages (hopefully in conjunction with TYSS) and work of the newly appointed Project Worker. It should be noted that these are not a statutory requirement of the YOT and will be offered on a case by case basis resources permitting. Young people would participate on a voluntary basis only.</p>	Mar/2009	Kim Bowler

2.2.1 : Provide a full range of protective and preventative interventions to reduce risk factors of young people re-offending, specifically to those meeting 'Deter' criteria (as defined by the Youth Justice Board)

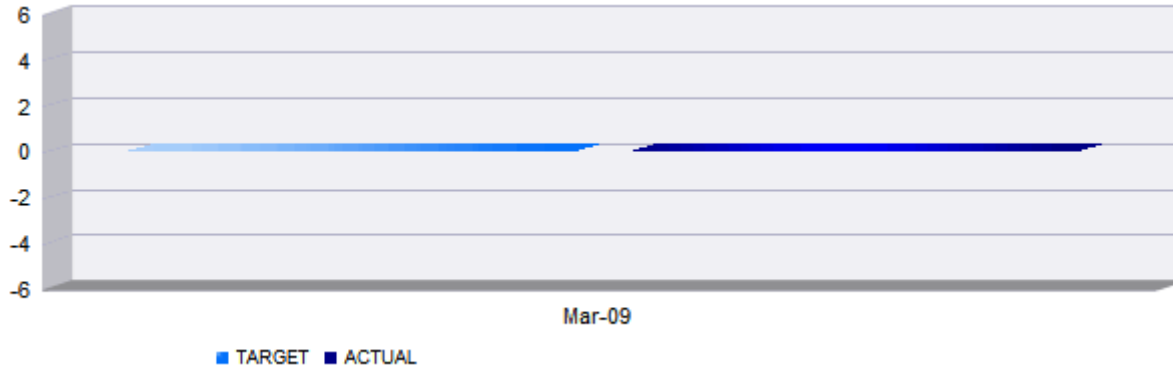
Actions	DOT	Comments	By When	Lead Officer
2.2.1.4 : Explore use of a risk matrix to identify additional support provided to Deter cohort		<p>Q1 The Deter strand (re-offending) will focus on those young people who are at high risk of re-offending via intensive casework and developing project work (arts and music) to better engage those young people.</p> <p>Q2 The YOT is exploring the employment of a full time project worker to support the deter cohort and group by developing positive activities which can act as a protective measure.</p> <p>Q3 Project worker JD finalised and to be advertised internally to current YOT staff. Post will initially be for a six month trial period.</p> <p>Q4 Project worker employed to work intensively with deter cohort and others identified as benefiting from positive activities. Whilst the risk matrix idea has not been carried forward, the use of a dedicated project worker and bringing deter young people to the monthly (soon to be weekly) MOR (management of risk) meeting has satisfied the need to provide additional support to this high risk group.</p>	Mar/2009	Kim Bowler

2.2.2 : Sustain delivery of the Priority & Prolific Offender Project against national good practice, incorporating work which: deters young first time offenders, prevents young people from becoming repeat offenders, provides prompt and effective investigation of adults and swift recall to prison upon re-offending. Seek to rehabilitate and resettle through improved status and personal circumstances of offenders in the areas of housing, health (including drug treatment), education, training and employment

Actions	DOT	Comments	By When	Lead Officer
2.2.2.1 : PPO Steering Group to reallocate resources in response to any feedback from operational managers around barriers to progress. (Indicator: % of PPOs with named keyworkers)		Scheme now extended to include a wider group of priority and prolific offenders than the defined cohorts who were included within the original LPSA funded scheme. Savings within agreed budget for this year have been allocated to a Restorative Justice scheme aimed at reducing re-offending by young people who are already within the youth criminal justice system and to a rent in advance and deposit scheme for those adult offenders for whom homelessness upon release from prison is most likely to cause re-offending. Some resources also to fund communications work about successes in order to help reduce fear of crime and improve perceptions.	Mar/2009	Linda Beanlands
2.2.2.2 : Extend PPO Project to include all prolific offenders who commit crimes other than acquisitive crimes and establish delivery arrangements across CDRP partners.		Important factors in reducing offending by PPOs relate to their having an assigned keyworker and them engaging in drug treatment where drug use is a motivator in their offending. (In December 08 there were 57 PPOs currently being worked with. 56 of these PPOs had a named keyworker assigned. Of these 57 PPOs, 38 were in need of drug treatment, 76% of whom were actually engaged in treatment)	Mar/2009	Linda Beanlands

Reducing crime and improving safety

NI032 - Repeat incidents of domestic violence



Indicator	Target	Actual	Status
%	0.00	0.00	
Comments No data available in 08/09			


2.3.1 : Implementation of a citywide domestic violence training strategy for statutory and voluntary sector agencies

Actions	DOT	Comments	By When	Lead Officer
2.3.1.1 : Pilot project to develop cross-sector DV awareness training to influence a city-wide strategy		Budget for current financial year, so far, has not allowed for allocation of resources for training programme.	Mar/2009	Linda Beanlands


2.3.2 : Sustain national accreditation on 12 components of the Specialist Domestic Violence Courts Programme and its supporting community based services

Actions	DOT	Comments	By When	Lead Officer
2.3.2.1 : Maintain the Multi-Agency Risk Assessment Conference and Specialist Court processes		Confirmed funding for current financial year. Budget for 2009/10 sustains MARAC and Specialist Court Services and Ministry of Justice Accreditation achieved.	Mar/2009	Linda Beanlands


2.3.3 : Improve health service response to domestic violence at points of access including within hospital and community settings

Actions	DOT	Comments	By When	Lead Officer
2.3.3.1 : Resources allowing, introduce IDVA service within A& E and G.P locations.		Additional funding in the current financial year will allow for IDVA to be placed in A&E and other health locations. In 2009 information to be provided to GP's together with briefing sessions.	Mar/2009	Linda Beanlands

2.3.4 : Provide effective interventions with domestic violence perpetrators outside the criminal justice system which aim to change behaviours, including addressing alcohol misuse

Actions	DOT	Comments	By When	Lead Officer
2.3.4.1 : Senior Officer Strategy Group to seek to identify resources to enable the Living Without Violence Programme to be sustained and further develop its services with those provided by Probation		Funding allocated to enable LWV perpetrator programme to continue for current financial year and into 2009/10. PCT allocated resources and establishing a new Community Alcohol Service. Perpetrators and victims of domestic violence are two of the prioritised target groups for new service and the CDRP is developing care pathways for them.	Mar/2009	Linda Beanlands

2.3.5 : Improved health service response to domestic violence focusing on early intervention and crisis response, risk reduction, safe and effective intervention and referral and prevention

Actions	DOT	Comments	By When	Lead Officer
2.3.5.1 : Resources allowing, introduce IDVA service within A& E and G.P locations.		Additional funding for IDVA post confirmed and funding a post based in A&E and other health service locations.	Mar/2009	Linda Beanlands

2.3.6 : Sustain women's refuge and housing support services, ensuring it is accessible to survivors needing a place of safety.

Actions	DOT	Comments	By When	Lead Officer
2.3.6.1 : Currently, there is safe move-on accommodation and resettlement support from the Refuge within 3 months for 90% of users. Support to be sustained.		Support (there is safe move-on accommodation and resettlement support from the Refuge within 3 months for 90% of users) This has been sustained throughout current financial year 08/09	Mar/2009	Linda Beanlands


2.3.7 : Develop further, the CYPT response focusing on early intervention, crisis response, risk reduction, safe and effective referrals and interventions.

Actions	DOT	Comments	By When	Lead Officer
2.3.7.1 : Develop further, the CYPT response - Conclude discussions about feasibility of service review		Discussions ongoing and will continue until March 2009.	Mar/2009	Linda Beanlands

2.3.8 : Sustainable city-wide Independent Domestic Violence Advocacy Service that is nationally accredited

Actions	DOT	Comments	By When	Lead Officer
2.3.8.1 : Independent Violence Advocacy Service - IDVA's already working to good practice service model developed by CARDA and accreditation awaited.		IDVA's now fully trained and CARDA Accreditation awarded.	Mar/2009	Linda Beanlands
2.3.8.2 : Senior Officer Strategy Group to continue to prioritise IDVA service within resource allocation as far as possible		Additional funding for IDVA post allocated, including for appointment of part time LGBT IDVA. Health IDVA to be based in A&E.	Mar/2009	Linda Beanlands
2.3.8.3 : PCT funding for women's refuge		RISE (Formerly Women's Refuge). Outstanding in part. Health IDVA funded for RISE.	Mar/2009	Linda Beanlands

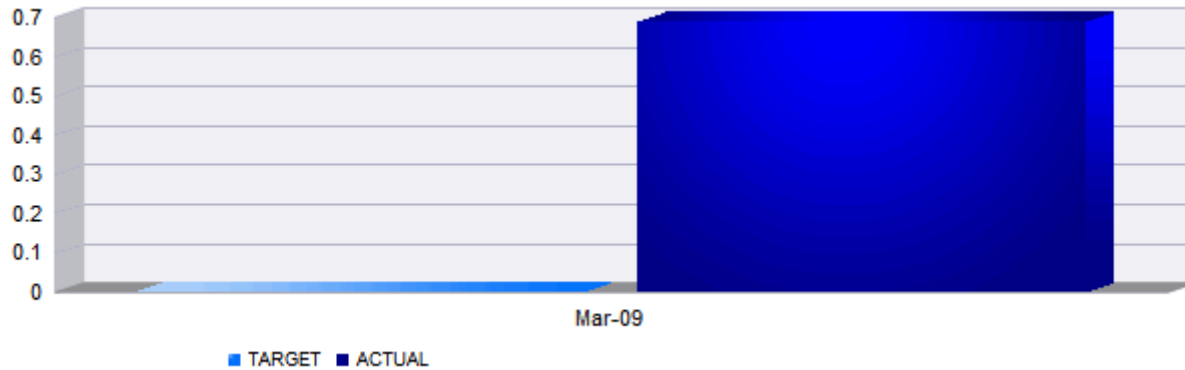
2.3.9 : Develop and sustain specialist and city-wide outreach services for domestic violence survivors and children which are integrated with the delivery of good practice referral

Actions	DOT	Comments	By When	Lead Officer
2.3.9.1 : Women's Refuge Project to continue to provide accessible outreach and helpline service following full service review seeking improved outcomes		Multi-agency work successful in achieving national accreditation for eleven service standards which include Independent Domestic Violence Advisers, Risk Assessment Case Conferencing arrangements, Specialist Domestic Violence Court arrangements, Perpetrator Programmes and other services.	Mar/2009	Linda Beanlands

100

Reducing crime and improving safety

NI038 - Drug related (Class A) offending



Indicator	Target	Actual	Status
No.	0.00	0.69	


Comments
 This indicator measures the volume of proven reoffending in a follow-up 12 month period by (Class A) drug misusers identified in the course of their contact with the criminal justice system – reporting the rate of offending of a specific cohort.

 Latest result Dec 08 – emerging baseline of 0.69
 No target set for 08/09 due to it being a baseline year.


2.4.1 : Through sustaining the Communities Against Drugs Programme, provide information and advice to build the resilience of local communities to the harm caused by drugs

Actions	DOT	Comments	By When	Lead Officer
2.4.1.1 : Application of CAD Audits-Promising Approaches-Commissioning-Review cycle to community concerns identified through Joint Action Groups.			Mar/2009	John Patience

2.4.2 : Prevent harm to children, young people and families affected by drug misuse, including the provision of drugs education in both the school and youth service settings.

Actions	DOT	Comments	By When	Lead Officer																																										
<p>2.4.2.1 : To implement and co-ordinate the delivery of the Integrated Children Services POCAR [Parents of Children at Risk] project across priority professional groups, including social care and health, to safeguard and promote the welfare of children and young people who may be particularly vulnerable to the effects of parental substance misuse</p>		<p>POCAR is being delivered across adult SMS services, with a pathway for young parents into ru-ok service. ru-ok service links into POCAR co-ordinator to ensure links into services are being developed.</p> <p>STATS FOR POCAR 01/04/2008 TIL 31/03/2009.</p> <table border="1" data-bbox="862 558 1724 1276"> <thead> <tr> <th></th> <th>Total</th> <th>Female</th> </tr> </thead> <tbody> <tr> <td>Male Children</td> <td></td> <td></td> </tr> <tr> <td>Completed 12 wks or more on 31/3/09</td> <td>58</td> <td>50</td> </tr> <tr> <td>8 104 (some still in programme)</td> <td></td> <td></td> </tr> <tr> <td>Number referred</td> <td>105</td> <td>77</td> </tr> <tr> <td>28 191</td> <td></td> <td></td> </tr> <tr> <td>Failed to attend assessment</td> <td>17</td> <td>12</td> </tr> <tr> <td>5 -</td> <td></td> <td></td> </tr> <tr> <td>Not suitable for programme</td> <td>4</td> <td>3</td> </tr> <tr> <td>1 -</td> <td></td> <td></td> </tr> <tr> <td>Failed to complete programme</td> <td>7</td> <td>3</td> </tr> <tr> <td>4 -</td> <td></td> <td></td> </tr> <tr> <td>Still in programme</td> <td>16</td> <td>6</td> </tr> <tr> <td>10 - (Not completed 12 wks on 31/03/09)</td> <td></td> <td></td> </tr> </tbody> </table> <p>Following stats are for the parents that completed the programme.</p>		Total	Female	Male Children			Completed 12 wks or more on 31/3/09	58	50	8 104 (some still in programme)			Number referred	105	77	28 191			Failed to attend assessment	17	12	5 -			Not suitable for programme	4	3	1 -			Failed to complete programme	7	3	4 -			Still in programme	16	6	10 - (Not completed 12 wks on 31/03/09)			Mar/2009	Anna Gianfrancesco
	Total	Female																																												
Male Children																																														
Completed 12 wks or more on 31/3/09	58	50																																												
8 104 (some still in programme)																																														
Number referred	105	77																																												
28 191																																														
Failed to attend assessment	17	12																																												
5 -																																														
Not suitable for programme	4	3																																												
1 -																																														
Failed to complete programme	7	3																																												
4 -																																														
Still in programme	16	6																																												
10 - (Not completed 12 wks on 31/03/09)																																														

2.4.2 : Prevent harm to children, young people and families affected by drug misuse, including the provision of drugs education in both the school and youth service settings.

Actions	DOT	Comments	By When	Lead Officer
		Parents with Children subject to CPP - 35 Parents with Looked after children - 10 Parents with a child/ren returned from care - 4 Returned from mother and baby placement - 1 No longer subject of child protection plan - 14 Returned to parent from other family member - 1 Situation improved (reduced intake, increased contact etc) - 8 Drug users (main) - 30 Alcohol users (main) - 28 Referred by Central team - 20 Referred by West area team - 14 Referred by East area team - 14 Referred by Alex - 10 General statistics. Lone parent - 27 Both with substance misuse problem -13 Partner not suitable for POCAR - 18		
2.4.2.2 : To develop practice supervision and support groups for those staff working with young people, in line with NICE Guidance "Community-based interventions to reduce substance misuse among vulnerable and disadvantaged children and young people" [Mar 07		Practice supervision groups were offered to staff from targeted and universal services however they did not feel they were what they needed. In order to support staff ru-ok now offer support and consultation's to individual professionals when contacted.	Mar/2009	Anna Gianfrancesco

103




2.4.2 : Prevent harm to children, young people and families affected by drug misuse, including the provision of drugs education in both the school and youth service settings.

Actions	DOT	Comments	By When	Lead Officer
2.4.2.3 : Continue delivery of the POCAR service, targeting substance misusing families and children most at risk		ru-ok provide POCAR for young parents. Adult SMS continue to provide POCAR for adult parents.	Mar/2009	Anna Gianfrancesco
2.4.2.4 : To complete the dissemination and implementation of the Brighton & Hove Substance Misuse Assessment Tool for under 13s, 13–15s and 16+s, across all relevant services including schools and youth settings.		The majority of services have now received training on the screen tool. It is also incorporated in the core training and in ru-ok? Monthly open morning meetings for new staff from other services. All services have now been trialled and a revised tool has been rolled out. This is also available on the wave and education on line.	Mar/2009	Anna Gianfrancesco
2.4.2.5 : Implementation of Substance Misuse Assessment Tool for use by all relevant school and youth services and NICE based supervision		Screening tool training has been undertaken in all secondary schools and ACE and rolled out in the targeted youth support service. Supervision is available for staff on request and staff from other services are able to attend the ru-ok weekly case discussion on request	Mar/2009	Anna Gianfrancesco

2.4.3 : Robust enforcement to tackle drug supply, drug related crime and anti-social behaviour.

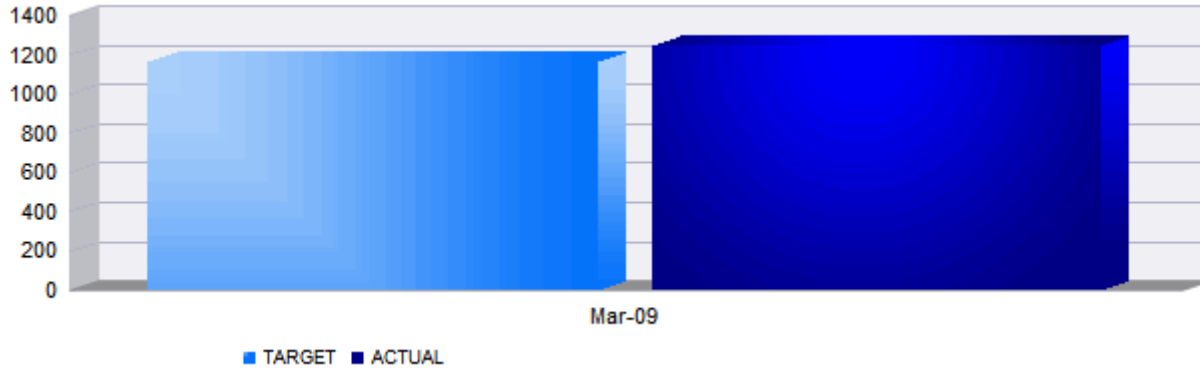
Actions	DOT	Comments	By When	Lead Officer
2.4.3.1 : Quarterly Reports to the Operation Reduction Steering Group on arrest and conviction data		Between Jan - April 2009 arrest phases of Operation Reduction resulted in 82 arrests from which 37 people were charged with 88 offences. Also during this quarter 36 referrals in to treatment were successfully made. A total of 380 referrals into treatment have been made during the year. Overall a 63% reduction in offending has been achieved with a 50% reduction in crimes committed to fund drug use.	Mar/2009	Linda Beanlands

2.4.3 : Robust enforcement to tackle drug supply, drug related crime and anti-social behaviour.

Actions	DOT	Comments	By When	Lead Officer
2.4.3.2 : Weekly meetings between ru-ok?, the 180 Project and the Community Safety Team to ensure early identification of young people, where substance misuse is problematic and causing ASB		Identification of needs and referral into appropriate alcohol services now fully integrated in to the work of the PSCT and ru-ok?	Mar/2009	Linda Beanlands
2.4.3.3 : Performance data submitted quarterly to the Treatment and Performance group			Mar/2009	Linda Beanlands
2.4.3.4 : Sustain delivery of Operation Reduction		Funding secured to maintain Operation during current year and arrest phases with outreach support/inteventions fully delivered as required. Since the project started over 300 people have been referred into treatment and there has been a significant reduction (63%) in offending by the client group who have been dealt with through this operation which represents a substantial saving to the city. Availability of access to seized assets funding subject to central government approval.	Mar/2009	Linda Beanlands

Reducing crime and improving safety

NI040 - Number of drug users recorded as being in effective treatment



Indicator	Target	Actual	Status
No.	1,164.00	1,247.00	
Comments Result to February 09			

2.5.1 : Maintain a successful interface between the criminal justice system and adult drug treatment and young people treatment service.

Actions	DOT	Comments	By When	Lead Officer
2.5.1.1 : YOT referrals into ru-ok? to be seen within five days of referral		all YOT referrals are seen within 5 days of referral	Mar/2009	Anna Gianfrancesco

2.5.2 : Increase the numbers of the in-treatment population successfully completing treatment. 50% of those discharged recorded as successful 2008/09

Actions	DOT	Comments	By When	Lead Officer
2.5.2.1 : Submit quarterly performance reports to the NTA tracking progress against 8 targets		ru-ok reports its figures to the NTA monthly and produces with the commissioner a quarterly report against the treatment plan and targets for the NTA	Mar/2009	Anna Gianfrancesco

2.5.2 : Increase the numbers of the in-treatment population successfully completing treatment. 50% of those discharged recorded as successful 2008/09

Actions	DOT	Comments	By When	Lead Officer
2.5.2.2 : Ensure closure TOPS completed on 60% young people leaving the service.		ru-ok has introduced a new system to capture TOPS data every 6 weeks, however some young people drop out of the service and it is not currently achieving 60% TOPS at closure.	Mar/2009	Anna Gianfrancesco
2.5.2.3 : Increase level of young people leaving the service through planned discharge to 80%		ru-ok achieved 83% planned discharges in 008/09	Mar/2009	Anna Gianfrancesco

2.5.3 : Complete review of accessibility of drug treatment for LGBT and BME communities and women and improve training for service staff. Programme of staff training, LGBT service access and recording implemented by September 2008

Actions	DOT	Comments	By When	Lead Officer
2.5.3.1 : Maintain young woman specific post within the service		ru-ok has maintained the young women's post in conjunction with BOP	Mar/2009	Anna Gianfrancesco
2.5.3.2 : Complete review within Adult and Young People Needs Assessments and plan training programme		The young persons needs assessment was completed and reported on to NTA in Jan/Feb 09. From this a treatment plan was developed with support to universal and targeted services. The training plan review was completed at end of 08 and a revised plan drawn up.	Mar/2009	Anna Gianfrancesco
2.5.3.3 : Develop links with Allsorts LGBT youth services and ru-ok		Staff within ru-ok? are linked to Allsorts and training between the two services has been undertaken. ru-ok has been working with Allsorts to develop guides for young people	Mar/2009	Anna Gianfrancesco
2.5.3.4 : Provide training for staff around working with LGBT young people		staff have worked with staff from allsorts to address issues around working with LGBT young people. New staff are to go on training.	Mar/2009	Anna Gianfrancesco

2.5.4 : Improve effectiveness of drug treatment by aligning interventions to national guidance. Review drug treatment care pathway with stakeholders and re-configure in line with guidance and service user perspectives

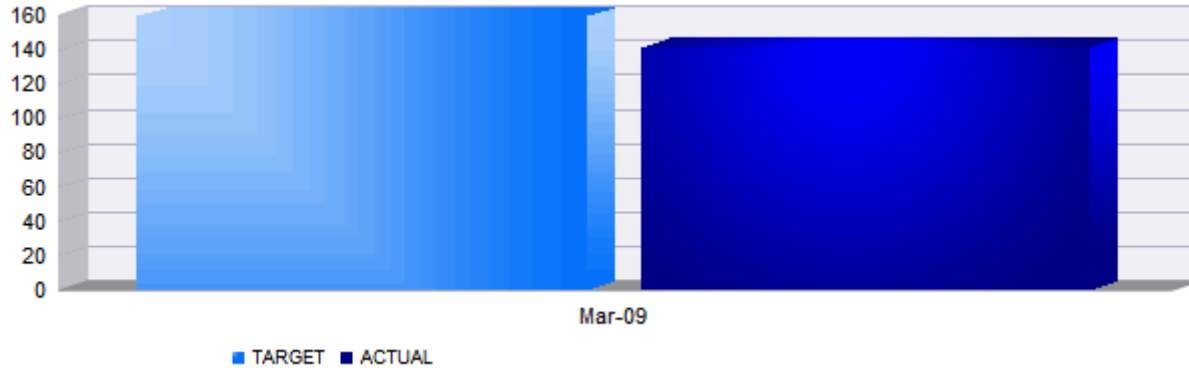
Actions	DOT	Comments	By When	Lead Officer
2.5.4.1 : Incorporate substance misuse prevention into the Targeted Youth Service.		Substance misuse is embedded in the Targeted Youth Support and work is continuing to ensure staff are aware of care pathways	Mar/2009	Kerry Clarke
2.5.4.2 : Undertake refresh needs assessment around young people substance misuse needs and service provision		Need assessment completed and submitted to NTA Jan 2009	Mar/2009	Kerry Clarke
2.5.4.3 : To work with schools to review the NICE guidance and implement any improvements		The NICE guidance review and audit was put on hold until the CYPT initiated the governance board for emotional health and well being.	Mar/2009	Kerry Clarke

2.5.5 : Increase the numbers of problematic drug users recorded as being in effective treatment by 1% (2008/09), 1% (2009/10), 1% (2010/11) against 2007/08 baseline of 1,152

Actions	DOT	Comments	By When	Lead Officer
2.5.5.1 : Completion of Review meetings with service providers and service user representatives			Mar/2009	Simon Scott
2.5.5.2 : Monitor progress against numeric target at quarterly Joint Commissioning Group meetings and take remedial action if necessary			Jun/2009	Simon Scott

Reducing crime and improving safety

NI047 - The number of people killed or seriously injured in road traffic accidents in the calendar year



Indicator	Target	Actual	Status
No.	159.00	141.00	
Comments			


2.6.1 : Fair enforcement of road traffic law to ensure that all road users abide by regulations/legislation

Actions	DOT	Comments	By When	Lead Officer
2.6.1.1 : Ongoing programme of police enforcement initiatives		Awaiting input and new contact in Sussex Police Road Policing Unit	Mar/2009	Philip Clarke


2.6.2 : Undertake Road Safety education, with a particular focus on schools, including Bikeability Training and Child Pedestrian Training

Actions	DOT	Comments	By When	Lead Officer
2.6.2.1 : To offer Bikeability training of all Year 5 and 6 pupils in LEA schools		The council's dedicated, Bikeability instructors have trained over 1600 pupils in 2008. Bikeability training is now available to all Year 5 and 6 Bike-It pupils.	Mar/2009	Philip Clarke
2.6.2.2 : Continuation of child pedestrian training in schools 20 schools (1200 children) per year		In 2007 child pedestrian training was delivered to 1297 children at 20 of the city's schools. In 2008 child pedestrian training was delivered to 1724 children at the city's schools.	Mar/2009	Philip Clarke


2.6.3 : Promotion of road safety campaigns and publicity

Actions	DOT	Comments	By When	Lead Officer
2.6.3.1 : Road safety campaigns - Participation/Promotion dependant on various campaign dates		Promotional and publicity work is ongoing and now increasing as council has appointed a new Road Safety Officer.	Mar/2009	Philip Clarke


2.6.4 : Review of speed limits

Actions	DOT	Comments	By When	Lead Officer
2.6.4.1 : Completion of review and implementation of necessary changes		Review completed early 2009. Final report expected in mid 2009.	Mar/2009	Philip Clarke

2.6.5 : Development of Speed Management Strategy

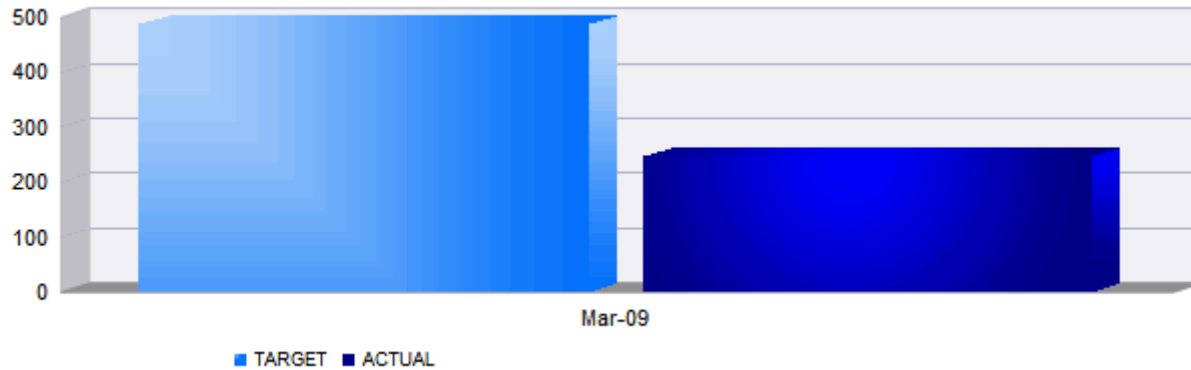
Actions	DOT	Comments	By When	Lead Officer
2.6.5.1 : Speed Management Strategy - Subject to timescale to be agreed with partners in Sussex Safer Roads Partnership		Speed Management Strategy completed in conjunction with Sussex Police Traffic Management Office.	Mar/2009	Philip Clarke

2.6.6 : Targeted programme of road safety engineering measures to address the highest priority locations where significant numbers of collisions/casualties occur, to maximise reductions in the number and severity of people injured

Actions	DOT	Comments	By When	Lead Officer
2.6.6.1 : Ongoing development and delivery of individual casulty reduction schemes at 26 sites		Current programme is ongoing. Review to ensure prioritisation process is robust and accurate is underway. Initial outputs will identify top 5 priority sites.	Mar/2009	Philip Clarke

Reducing crime and improving safety

NI111 - First time entrants to the Youth Justice System aged 10-17



Indicator	Target	Actual	Status
No.	487.00	246.00	

Comments
 This is an indicative figure from the Youth Offending Team. This will be validated using the Police National Computer data source in November 09.

2.7.1 : Deliver preventative diversionary programmes to those at risk of offending via Targeted Youth Support incorporating 'Challenge and Support Initiative' funding

Actions	DOT	Comments	By When	Lead Officer
2.7.1.1 : To agree for (nationally defined) Challenge and Support monitoring to be used across the city for all prevention activity		Q1 No update Q2 National criteria have been set and the first six months of data returned. Local monitoring and recording processes are agreed and the project is being delivered in accordance with national and local requirements. Q3 National criteria has been changed. Q4 Resource officers employed for each of the three city areas to manage TYSS crime prevention support and data management. A spreadsheet has been created to capture challenge and support data. Currently looking into the development of Aspire (Connexions IMS) to hold all TYSS crime prevention information so that it is available city wide.	Mar/2009	Linda Beanlands


2.7.1 : Deliver preventative diversionary programmes to those at risk of offending via Targeted Youth Support incorporating 'Challenge and Support Initiative' funding

Actions	DOT	Comments	By When	Lead Officer
2.7.1.1 : To agree and implement strategic and operational prevention action plans		Unknown	Mar/2009	Kim Bowler
2.7.1.2 : Fully roll out and implement TYS throughout the city		<p>Q1 TYSS to be rolled out in September</p> <p>Q2 TYSS has been rolled out across the city and the area teams are now in place – 6 teams in the three areas East, Central and West. The YOT's preventative budget has been pooled to facilitate this process. The YOT manager sits on the new TYSS Operational Group (crime prevention) chaired by a Brighton & Hove Division Chief Inspector.</p> <p>The YOT will continue to support TYSS with attendance from an Area Manager at the quarterly Youth Justice Strategy Group.</p> <p>Q3 TYSS continues to develop with no identified problems.</p> <p>Q4 TYSS continues to develop with no identified problems.</p>	Mar/2009	Kim Bowler



2.7.2 : Implement 'Listen and learn' programme using high risk young people who have been sentenced to custody to go into schools and deter offending through engaging with pupils

Actions	DOT	Comments	By When	Lead Officer
2.7.2.1 : Identify young offenders willing to take part in 'Listen and Learn'		<p>Q1 There is a core of six young people involved in the Listen and Learn including young people who have previously offended.</p> <p>Q2 Listen and Learn project was launched at the Honey Club with television coverage on ITV fixers, part of the local Meridian news broadcast. A CD has been created and flyers sent to schools.</p> <p>The group is now created and launched and this action is completed.</p>	Mar/2009	Kim Bowler


2.7.2 : Implement 'Listen and learn' programme using high risk young people who have been sentenced to custody to go into schools and deter offending through engaging with pupils

Actions	DOT	Comments	By When	Lead Officer
2.7.2.2 : Engage with a minimum of 5 schools using the 'Listen and Learn' programme		<p>Q1 No update</p> <p>Q2 There has been a lot of initial interest from schools and flyers and promotional work has been undertaken along with a launch. The launch was filmed for ITV fixers and aired as part of Meridian news. A DVD has been created by ITV fixers which can be used for publicity and promotion.</p> <p>Q3 The Listen and Learn project took place in one ACE school which was well received. It was found that although mainstream schools were initially enthusiastic of hosting an event and supportive of the principles, they then became wary of a large group presentation and particularly of these events being filmed.</p> <p>One of the Listen and Learn group re-offended during this quarter and with difficulties of securing school venues, work on this project has been stopped.</p> <p>One of the Listen and Learn young people (now aged 18 years) has continued to take part in deter work and has mentored a current client of the YOT. This has proved a very positive experience for both young people involved.</p> <p>Whilst this action has not been fully completed, lessons have been learnt that can be used for future projects including better investigation of time needed from YOT staff, clarifying considerations of school requirements and use of risk assessments.</p> <p>Additional school projects have been developed over the year including 'What If...' using external facilitators engaging hard to reach young people at risk of exclusion. This work will be ongoing through the Project Worker. Consideration should also be given to using ex-YOT clients as mentors in the future.</p>	Mar/2009	Kim Bowler

2.7.3 : Implementation of a Restorative Justice (RJ) programme (including substance misuse referrals) as an alternative to young people receiving a Police Reprimand and entering the youth justice system


Actions	DOT	Comments	By When	Lead Officer
2.7.3.1 : Deliver RJ training to a minimum of 30 partners		<p>Q1 A second RJ Training course was held in June and a further 12 people across the city including participants from 3 further schools have been trained. There are now 6 schools in the city with RJ trained adults.</p> <p>Q2 A third RJ Training Course was held with 24 participants which means that there are now nearly 60 trained facilitators in the city. A review meeting has been set up for December for all facilitators to get together and consider how things are going and how the work can be best developed. A significant number of the latest training group were from the TYSS and negotiations are underway to formalise referral procedures.</p> <p>Q3 The ETE Manager has made a presentation about RJ at the Head teacher's business conference and ran a workshop at the Inclusion Conference with an emphasis on the use of this approach to prevent exclusion and aid reintegration.</p> <p>Q4 A fourth Restorative Justice Training course has just taken place with 10 participants.</p> <p>The target of 30 trained RJ workers has been exceeded.</p>	Mar/2009	Kim Bowler
2.7.3.2 : Ensure RJ project fully operational through use of intensive monitoring and evaluation		<p>Q1 RJ project due to start in September.</p> <p>Q2 RJ project now operational and being monitored. See actions 2.7.3.1/3/4 for continued updates.</p>	Mar/2009	Kim Bowler

2.7.3 : Implementation of a Restorative Justice (RJ) programme (including substance misuse referrals) as an alternative to young people receiving a Police Reprimand and entering the youth justice system

Actions	DOT	Comments	By When	Lead Officer
2.7.3.3 : Roll out RJ project with partners		RJ training has been undertaken with many partners including; Police, schools, TYSS, ASB team, business partners (at Churchill Square) and the voluntary sector. Funding has been obtained from the CYPT for 2 years to employ a RJ champion (managed by the police and to start in July) to oversee the RJ project and to ensure that it becomes a mainstream activity targeting those vulnerable young people at risk of anti-social behaviour, offending and becoming NEETs.	Mar/2009	Kim Bowler

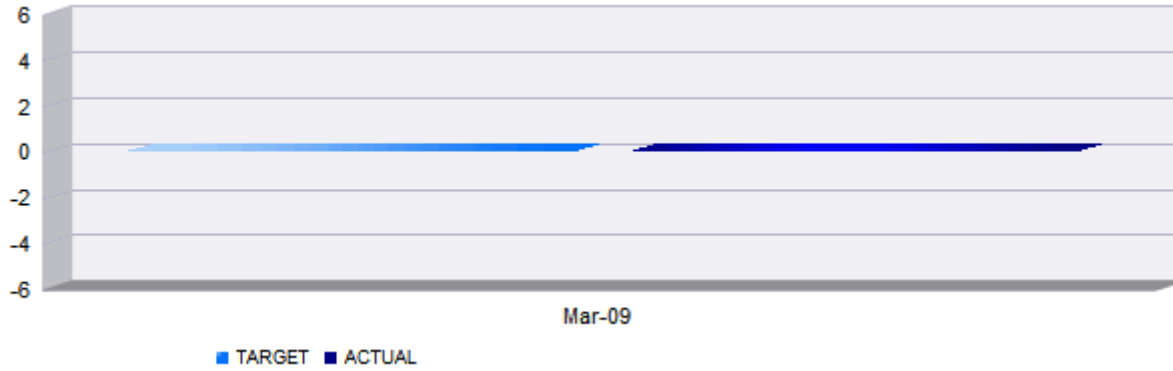
115

2.7.3 : Implementation of a Restorative Justice (RJ) programme (including substance misuse referrals) as an alternative to young people receiving a Police Reprimand and entering the youth justice system

Actions	DOT	Comments	By When	Lead Officer
2.7.3.4 : Achievement of a statistically significant reduction in FTE to the youth justice system		<p>Q1 RJ project due to start in September so has had no impact on figures this quarter.</p> <p>Q2 6 RJ referrals made for the month of September. The number of first time entrants for the year so far is 149, which is a 58% reduction against the same period last year (255).</p> <p>Q3 10 RJ referrals made this quarter. 3 were rejected as being unsuitable, 1 has been completed and 6 are currently being worked with. A 46% reduction of FTEs when compared to the same period for the previous performance year.</p> <p>Q4 Since the scheme was initiated in September 2008, 31 young people have been referred; 16 have taken part in RJ 7 refused 1 failed to comply 1 victim refused to take part 6 are currently being processed None of the young people taking part in this referral process have yet re-offended.</p> <p>End of year figures see a 43% reduction against the baseline which exceeds the target. This reduction can be attributed to preventative activity as well as a reduction by the police of giving reprimands (attributed to a change of policing tactics which fit with the RJ mindset).</p> <p>National figures have shown similar reductions in other Local Authority areas.</p>	Mar/2009	Kim Bowler

Reducing crime and improving safety

L 05 (NI026) - Specialist support to victims of a serious sexual offence






Indicator	Target	Actual	Status
No.	0.00	0.00	


Comments
 No data available to measure this indicator – deferred until 2010/11

117


2.8.1 : Increase reporting of sexual violence through improved public confidence in the criminal justice system and improved rate of attrition which is well publicised

Actions	DOT	Comments	By When	Lead Officer
2.8.1.1 : Integrated working within service developments which deal with domestic violence, alcohol related violent crime, prostitution and trafficking and childhood sexual abuse.		Sexual Violence and Abuse workshops have brought together people working in relative isolation on aspects of the broad SV&A strategy, e.g. DV, alcohol related crime, prostitution and childhood sexual abuse. Gaps and opportunities to work in partnership were identified from which priorities for the first 12 months will be identified. Workshops have also introduced the national 'Violence Against Women' agenda so that it can be woven into the emerging sexual violence and abuse partnership work. Extent of unmet need and service gaps are being identified and arrangements for data gathering to add to police recorded sexual offences crime data are being made. Analysis so far demonstrates increased risks associated with excessive drinking, most vulnerable age groups and locations. These findings will inform the action plan.	Mar/2009	Linda Beanlands
2.8.1.2 : Integrated working and implementation of (police led) Sussex wide Rape and Sexual Assault Strategy and action plan		Participating in police led, Sussex wide delivery of Rape action plan and prevention strategy and in improving arrangements for Brighton & Hove residents to access and benefit from services of Crawley located SARC. Health partners are undertaking preparation of a business case and will then decide if they are to support/ participate in a CDRP bid to Home Office for a local SARC.	Mar/2009	Linda Beanlands
2.8.1.3 : Sexual Violence - Hold stakeholder conference		A stakeholder event has brought together Chief Officers from partner agencies to inform and seek their endorsement of the breadth of the agenda, based on the national definition of sexual violence and abuse and including the 'Violence Against Women' agenda, the local picture and its implications, and the priorities for the next 12 months.	Mar/2009	Linda Beanlands

2.8.2 : To support the work programme of the Sex Workers Steering Group which seeks to reduce risks and provide routes out of prostitution and related circumstances.

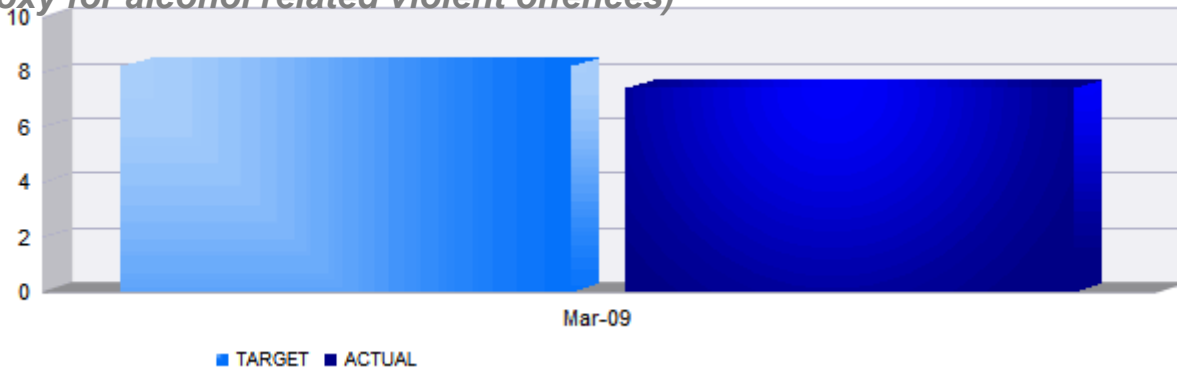
Actions	DOT	Comments	By When	Lead Officer
2.8.2.1 : Bring recommendations from Group within wider service developments and city wide Strategy		Workshops continue to develop and deliver the action plan and to be integrated within the broader Sexual Violence and Abuse Violence Against Women agenda. Progress continues.	Mar/2009	Linda Beanlands

2.8.3 : Improved victim care and support services which also assist police investigations and prosecutions

Actions	DOT	Comments	By When	Lead Officer
2.8.3.1 : Development of local services which integrate with the Sussex-wide Sexual Assault Referral Centre. Investigation of possibility of developing a local SARC for Brighton & Hove.		B&H PCT has agreed to work with police and others to identify unmet need in respect of sexual assault with the aim of supporting the development of a B&H SARC should the exercise demonstrate need and if the revenue needs can be met. This work is being supported by GOSE and by a Home Office team of experts on SARC development.	Mar/2009	Linda Beanlands

Reducing crime and improving safety

L 06 (NI020) - Number of 'Assaults with less serious injury' (including racially and religiously aggravated) offences per 1,000 population (as a proxy for alcohol related violent offences)




Indicator	Target	Actual	Status
No.	8.21	7.40	
Comments			
The total number of assaults with less serious injury in 08/09 was 1,875 (Target of 2,081)			


2.9.1 : Improved management and regulation of the city centre night time economy to remove opportunities and provocation for public place violence

Actions	DOT	Comments	By When	Lead Officer
---------	-----	----------	---------	--------------

2.9.1 : Improved management and regulation of the city centre night time economy to remove opportunities and provocation for public place violence


Actions	DOT	Comments	By When	Lead Officer
<p>2.9.1.1 : Ongoing enforcement action through integrated working between police and council licensing and trading standards services and which also promote good practice management</p>		<p>Sussex Police operation Marble saw 15.8% public place violent crime reduction between Q2 and Q3 2008/9, for example. These statistics are collated by Sussex Police. Operation Marble is still current.</p> <p>Licensing inspection programme is being developed; it is anticipated that this will generate 500 inspections a year. Currently, the programme consists mainly of visiting problem premises which have been identified at joint intelligence meetings with responsible authorities: Police, trading standards, fire service and environmental health.</p> <p>Reviews for age restricted sales 2008/9 - 2 on licences, 1 off licence. Current year, since 31.03.09 - 1 on licence, 2 off licences. (Recent tables attached).</p> <p>Interim report made but slippage has occurred. The revised timetable was to report the stakeholder feedback to Licensing Committee on 25th June 2009. The Director of Public Health has requested that the full report on the HIA is reported to the Alcohol Strategy Group on 4th August 2009, then back to the Licensing Committee on 26th November 2009. Discussions with the Director of Public Health identified some additional work required before making the final report, including looking at potential indicators and baseline information to assess the effect of flexible licensing hours.</p>	Mar/2009	Tim Nichols

2.9.2 : Development of new Community Alcohol Service which successfully targets those offenders of particular concern and which include perpetrators of domestic violence and violent crime as well as young people committing anti-social behaviour and disorder and most at risk of offending

Actions	DOT	Comments	By When	Lead Officer
2.9.2.1 : Conclude preparation of Service Tender for adult services			Jun/2009	Simon Scott
2.9.2.2 : Development of care pathways for target groups	No Target		Jun/2009	Simon Scott


122

2.9.3 : Work towards reducing harmful drinking practices by those groups identified as most at risk, including children and young people


Actions	DOT	Comments	By When	Lead Officer
2.9.3.1 : Development and implementation of sustained communication/ media campaigns in order to educate and positively influence safer drinking practices		<p>Health Promotion, as part of a £150,000 PCT funded Alcohol Harm Prevention Initiative, have invested in a new health promotion advisor post from January 2009 with a responsibility for rolling out a social marketing campaign focused on recommended daily drinking levels, targeting social groups known to be at risk, and including the development of a units measure to help home drinkers reduce their intake.</p> <p>The Alcohol Strategy Group, chaired by the Chief Executive of the PCT, has agreed an Alcohol Strategy based on a set of local alcohol priorities, which include:</p> <p>[i] "shifting cultural attitudes away from acceptance of excessive drinking and modifying drinking behaviour." It is considered to be incumbent on all relevant forums and groups, led by the LSP, to promote measures that will contribute towards the achievement of this long term priority.</p> <p>[ii] "by March 2010, all students in year 9 in Brighton & Hove schools will have received information and advice related to sensible drinking in PSHE lessons". It is aimed to achieve a 5% year on year improvement in year 10 students' understanding of sensible drinking, monitored via teacher assessment of learning and the Health Related Behaviour Survey.</p>	Mar/2009	Graham Stevens

123

2.9.3 : Work towards reducing harmful drinking practices by those groups identified as most at risk, including children and young people

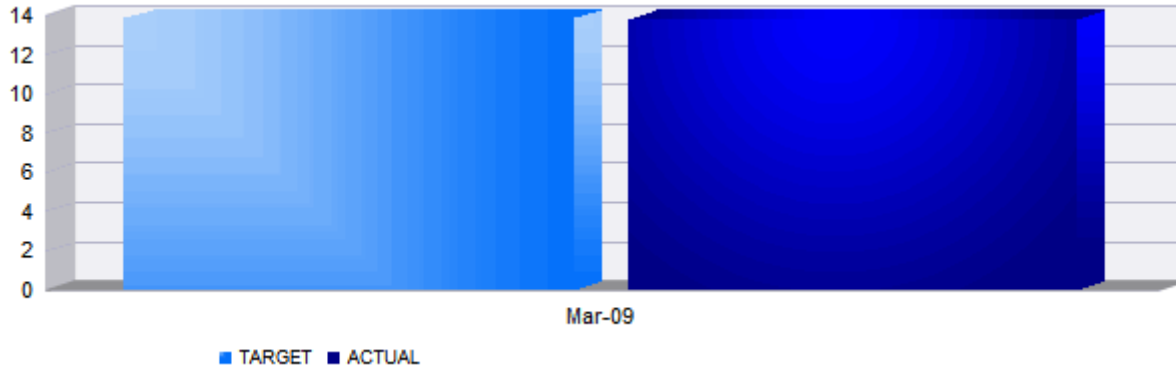
Actions	DOT	Comments	By When	Lead Officer
2.9.3.2 : Improved data and information sharing between health and CDRP services, including around alcohol related assaults		<p>The under 19s specialist young people's service, ru-ok?, has developed a strong working relationship with the partnership community safety team, with a clear pathway established to ensure that young people found drinking in public places via Operation Park are offered an appointment with ru-ok? as appropriate.</p> <p>A new Alcohol Worker post was funded via CDRP funding, at a time of reducing overall budget costs, in recognition of the high priority given to alcohol related work. The manager of ru-ok? is the strategic lead for the development of a young people's alcohol action plan, based on a comprehensive needs assessment, which incorporates work in schools; with GPs, hospital A&E and licensing enforcement; on campaigns; and via the treatment service. Data and information sharing is being greatly enhanced by incorporation of ru-ok? substance misuse data recording on the Aspire Business Solutions management information system for Connexions and Targeted Youth Support Services. It is envisaged that when CYPT information sharing protocols are established, the substance misuse records may be more accessible to non ru-ok? staff.</p>	Mar/2009	Graham Stevens

2.9.4 : Effective police enforcement and investigation of alcohol related crime and incidents and anti-social behaviour

Actions	DOT	Comments	By When	Lead Officer
2.9.4.1 : Analytical reports produced (based on 'under influence' marker applied to all police reports) and used to inform operations as well as referrals into Brief Interventions and other services		Force wide action being taken to increase use of 'under influence' marker by police officers and PCSOs a range of crime types. Good progress being made.	Mar/2009	Linda Beanlands

Reducing crime and improving safety

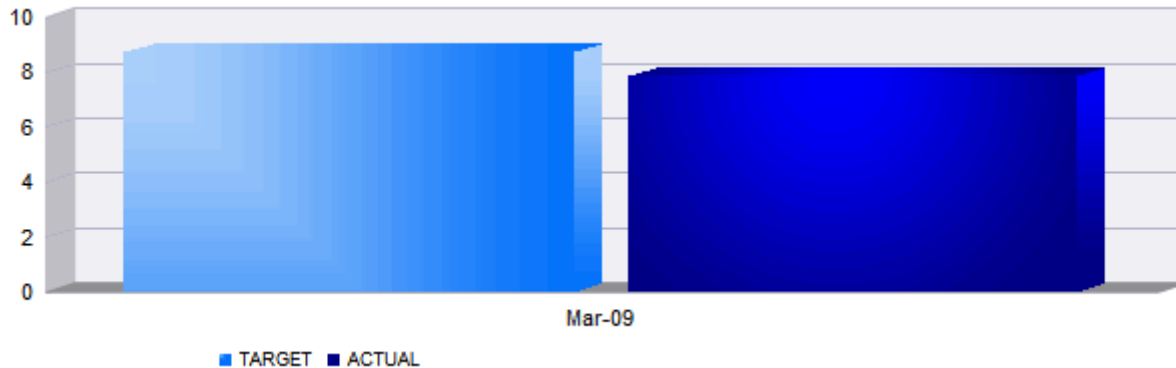
L 07b (NI033b) - Arson incidents - Secondary Fires per 10,000 population



Indicator	Target	Actual	Status
No.	13.85	13.76	

Comments
Total number of secondary fires in 08/09 was 349(target of 351)


L 07a (NI033a) - Arson incidents - Primary Fires per 10,000 population




Indicator	Target	Actual	Status
No.	8.72	7.85	

Comments
The total number of primary fires in 08/09 was 198 (Target of 221)

2.10.1 : Reduce the number of deliberate primary and secondary fires


Actions	DOT	Comments	By When	Lead Officer
2.10.1.1 : Reduce the number of deliberate primary fires per 10,000 population to 8.79 in 2008/09, 7.92 in 2009/10, 7.12 in 2010/11, and deliberate secondary fires per 10,000 population to 13.96 in 2008/09, 12.56 in 2009/10, 11.29 in 2010/11.		Q1 - 41 primary fires (1.62 per 10,000 population) and 124 secondary fires (4.89 per 10,000 population) Q2 - 62 primary fires (2.45 per 10,000 population) and 89 secondary fires (3.51 per 10,000 population) Q3 - 46 primary fires (1.81 per 10,000 population) and 53 secondary fires (2.09 per 10,000 population). Q4 - 50 primary fires (1.97 per 10,000 population) and 83 secondary fires (3.27 per 10,000 population). This gives a total for Q1, Q2, Q3 & Q4 of 199 primary fires (7.85 per 10,000 population) and 349 secondary fires (13.77 per 10,000 population). Based on a population of 253,200 provided by CIPFA stats 2008 .	Mar/2009	Keith Ring

2.10.2 : Work with the police to identify those locations that are susceptible to cases of deliberate fire setting and provide the police with timely data on incidents so that they can target specific areas.



Actions	DOT	Comments	By When	Lead Officer
2.10.2.1 : Good working relationships with local police permits exchange of timely information on incidents and this leads to increased police activity in area.		Early notification of patterns/trends to Police by FRS has prompted patrols in problem areas and this has reduced the numbers of secondary fires. Numbers of convictions not known - mostly police caution given to offenders	Mar/2009	Keith Ring

126


2.10.3 : Improved, pro-active monitoring of cases of deliberate fire-setting.

Actions	DOT	Comments	By When	Lead Officer
2.10.3.1 : Identification of trends and work with partners to reduce the incidents of deliberate fire setting.		Software improvements have enabled greater interrogation of data that permits the identification of patterns and trends of types of fires, premises and room involved, cause of fire and history of events. This information now also enables ESFRS to identify, down to Ward level, those areas susceptible to arson, and these will be specifically targeted with our partners to continue to reduce the occurrence of deliberate fire setting.	Mar/2009	Keith Ring

2.10.4 : Work with the East Sussex Fire & Rescue Service Arson Reduction Team to proactively identify those premises at risk and work with occupiers to reduce risk.

Actions	DOT	Comments	By When	Lead Officer
2.10.4.1 : Crimestoppers Arson Alert boards are deployed at significant arson incidents, requesting information.		No real major response	Mar/2009	Keith Ring
2.10.4.2 : The team support high visibility patrols in areas of increased risk.		<p>Early notification of patterns/trends to Police by FRS has prompted patrols in problems areas and this has reduced the numbers of secondary fires. Numbers of convictions not known.</p> <p>ESFRS have now purchased two cycles known as 'Fire Cycles' and these will be utilised to work with the PCSO's in reaching those areas away from the highway.</p>	Mar/2009	Keith Ring

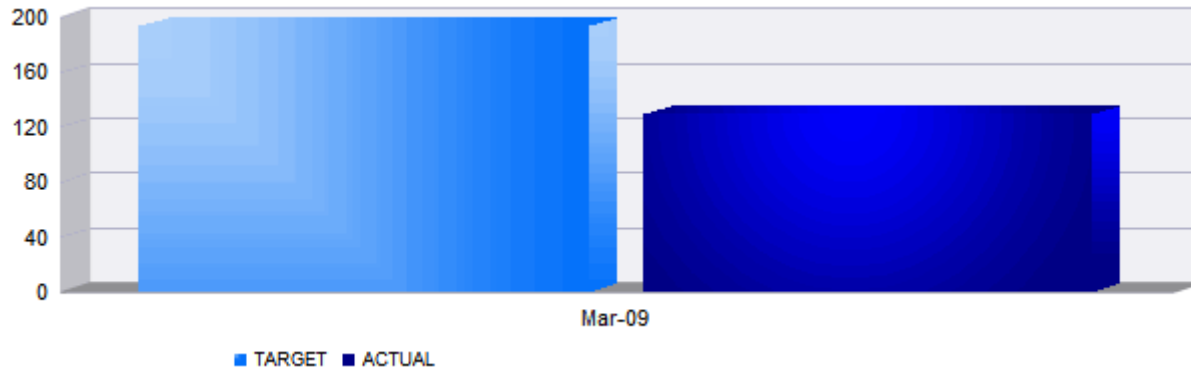
2.10.4 : Work with the East Sussex Fire & Rescue Service Arson Reduction Team to proactively identify those premises at risk and work with occupiers to reduce risk.

Actions	DOT	Comments	By When	Lead Officer
2.10.4.3 : Schools offered a free joint arson audit inspection where a Crime Prevention Officer and Fire Officer attend together, a report is then produced giving advice on arson prevention. Self-assessment forms are available here for schools to use to carry out their own audit		These points are all part of a continual process. No incidents of arson in schools during the current year.	Mar/2009	Keith Ring

128

Reducing crime and improving safety

L 08 - Number of Police recorded LGBT hate crimes and incidents




Indicator	Target	Actual	Status
No.	193.00	129.00	
Comments			
The aim of this indicator was initially to see an increased level of confidence in reporting these crimes. Although discussions are underway regarding the decrease in numbers and whether this actually reflects positive performance - for that reason it is 'amber'.			


2.11.1 : Sustain LGBT anti-bullying and other work to address the safety needs of LGBT school age children and young people

Actions	DOT	Comments	By When	Lead Officer
2.11.1.1 : Education and support programmes delivered within schools and through Targeted Youth Support (TYS) Initiative		Representatives from the criminal justice services continue to engage with the LGBT Anti-bullying Working Group and contribute to its action plan. This has recently included the publication and distribution of a resource to young people's workers which assists them in challenging homophobic language. There has also been extended training to teachers and support staff. The publication and distribution to all schools and young people's workers of a resource to assist them in challenging homophobic language and attitude has been extended to youth groups and workers. There has been training with staff to enable them to use this resource with confidence.	Mar/2009	Linda Beanlands


2.11.2 : Sustain delivery of advice and support for victims/survivors ensuring effective communication of successful outcomes

Actions	DOT	Comments	By When	Lead Officer
2.11.2.1 : Ongoing work by LBGT Liaison Officer and Community Safety Officer		There is ongoing supported victim based casework offered to identified lgbt victims of hate crime by the lgbt liaison officer. This has been supported by the positive results of community partner's Switchboard offering of free counselling to victims of hate crime. The development of a targeted program of training to build resilience and self confidence into mutli marginalised groups is underway with five targeted group who are especially vulnerable within the LGBT community.	Mar/2009	Linda Beanlands


2.11.3 : Respond to the needs of marginalized and vulnerable groups within the LGBT population

Actions	DOT	Comments	By When	Lead Officer
2.11.3.1 : Ongoing work to target initiatives which are appropriate to circumstances of particular groups		There is ongoing outreach being conducted with LGBT community groups who provide services to marginalised and excluded individuals and groups. This has included targeted work with the Trans community, mental health service users and professionals, HIV + men through strong engagement and development with the Terrance Higgins Trust and users of public sex environments. We have worked closely to enable a series of direct outreach to the PSE's to enable users to confidently access lgbt liaison staff and reporting mechanism. PCST and Sussex police have continued to work with University of Brighton to implement the findings of the cities Count Me in Too study of the LGBT population. The data has been used to target preventative work, build and develop capacity and resilience and input to assessment of trust and confidence/fear of crime. This data has also provided an evidential base for the continuing development of 3rd part reporting.	Mar/2009	Linda Beanlands

2.11.4 : Improve community engagement and increase opportunities for reporting

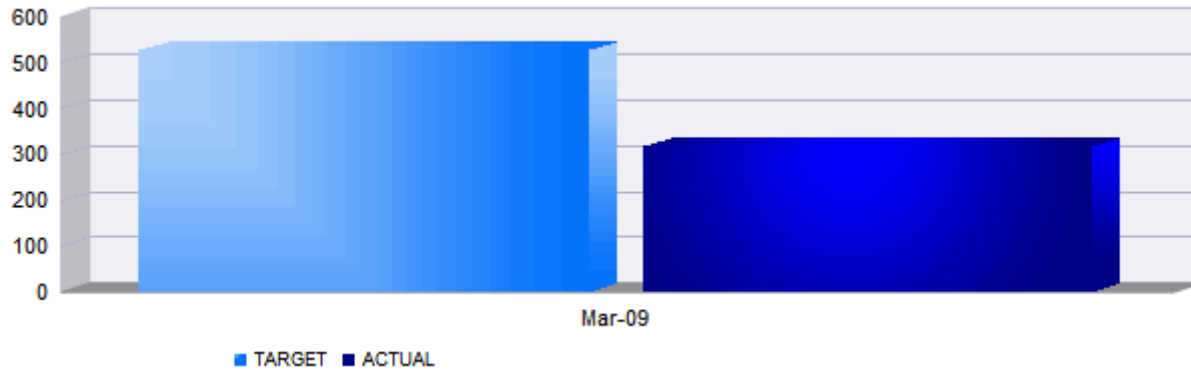
Actions	DOT	Comments	By When	Lead Officer
2.11.4.1 : Develop networks and joint working arrangements with LGBT organisations in the City		A third party reporting form is in trail use with community partners and is currently being consulted on to roll out to the wider community. Consultations are ongoing regarding developing a pan-Sussex reporting form for all hate crime with Community partners with the aim of developing extra capacity to build resilience in the lgbt community.	Mar/2009	Linda Beanlands

2.11.5 : Achieve a 5% increase in reports to police to reflect increased public confidence

Actions	DOT	Comments	By When	Lead Officer
2.11.5.1 : Complete strategic assessment / analysis in order to clarify if reduced reporting is an accurate reflection of crime/incident levels		There is conditioned engagement with the LGBT community and feedback from the Lgbt media regarding reporting and specific community safety concerns. There has been robust engagement with specific community partners to develop the reporting mechanisms and monitor trust levels of incidences. The appointment of an LGBT housing options officers brings LGBT specialist officers to the front of the housing services. There is continuing engagement with the LGBT casework panel and dealing with hate crime/housing cases and a continued emphasis on encouraging reporting. The mainstreaming of LGBT DV work continues with the appointment of an IDVA for the GBT community.	Mar/2009	Linda Beanlands

Reducing crime and improving safety

L 09 - Number of police recorded racist and religiously motivated crimes and incidents





Indicator	Target	Actual	Status
No.	526.00	316.00	

Comments
The aim of this indicator is to see a reduction in the number of racist and religiously motivated crimes.



2.12.1 : The prevention and deterrence of offending through improved rates of detection, prosecution and effective court outcomes

Actions	DOT	Comments	By When	Lead Officer
2.12.1.1 : Respond to recommendations of Scrutiny process and panel and implement alongside Multi- Agency Risk Assessment Conference process		Recommendations of Scrutiny panel implemented and casework panel meets as necessary to problem solve across agencies and share good practice.	Mar/2009	Linda Beanlands
2.12.1.2 : Communicate successful outcomes		Publicity prepared and with approval of Racial Harassment Forum - campaign launched.	Mar/2009	Linda Beanlands

2.12.2 : Improved responses and services to those reporting incidents

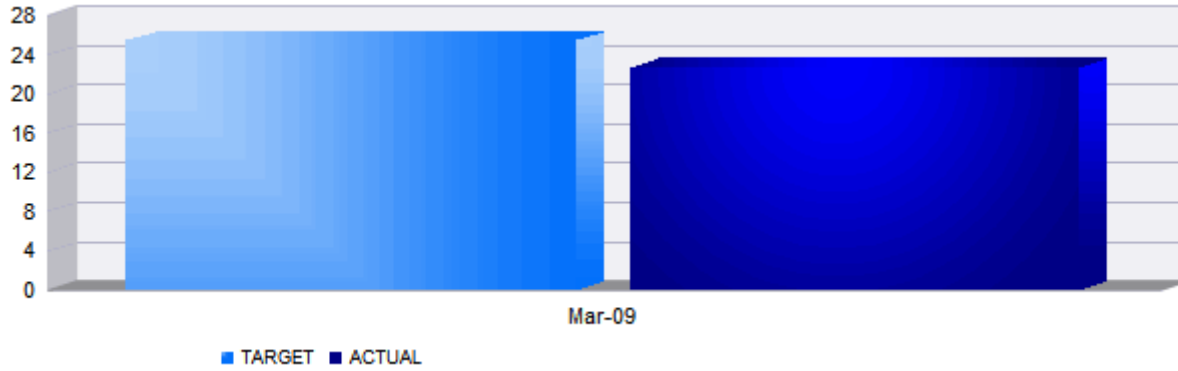
Actions	DOT	Comments	By When	Lead Officer
2.12.2.1 : Completion of evaluation forms for all Racial Harassment victims, analyse feedback and respond as appropriate		This is an ongoing action which takes places each time caseworkers meet with a client. The returned forms are then discussed at the caseworker meetings and how best to respond to the individual.	Mar/2009	Linda Beanlands
2.12.2.2 : Commence Multi -Agency Risk Assessment Conference process with full involvement of all statutory agencies and feed back improved outcomes on individual cases to RHF		The Terms of Reference for the Casework panel have been reviewed and rewritten as a working document. The process of changing the casework panel into a MARAC style of working is being discussed with the RHF's panels to ensure transparency, best practice and overall agreement on how the process should take shape.	Mar/2009	Linda Beanlands

2.12.3 : Increase reporting of racist or religiously motivated crimes and incidents to reflect increased public confidence

Actions	DOT	Comments	By When	Lead Officer
2.12.3.1 : Launch of Racial Harassment Forum website		The Racial Harassment Forum's website (racialharassmentforum.org) has been launched. The content has been through panel consultation and has been written by Lucy Yallop who has rights of administration to ensure fair and appropriate moderation of the site. It is to be a live, working site which will be updated with events, reports, photos, and signposting for reporting centres. The site itself once uploaded will be a mechanism for reporting Racist and Religiously Motivated Incidents. The site will have documents in translation as soon as this can be achieved.	Mar/2009	Linda Beanlands
2.12.3.2 : Preparation of Communications Strategy and delivery commenced		Implemented as above.	Mar/2009	Linda Beanlands

Strengthening communities and involving people

L 18 (NI008) - Adult participation in sport and active recreation




Indicator	Target	Actual	Status
%	25.40	22.70	

Comments
 Although the 08/09 result for NI 8 (22.7%) suggests that participation in sport has dropped from the previous survey result of 25.4%, this is not the case. Due to the sample numbers changing and the confidence intervals the result is statistically no different.

134


4.5.1 : Recruit and train volunteers. coaches , officials and Administrators to provide a sustainable legacy for Sports participation opportunities within the City

Actions	DOT	Comments	By When	Lead Officer
<p>4.5.1.1 : Liaise with clubs and groups to determine training needs. Deliver Sports Volunteering scheme. Deliver Sports Leaders Courses and train new leaders.</p>		<p>The volunteer scheme has been developed and the coach database continues to grow. Coaches ,clubs and volunteers were given recognition for their contribution to sport in the City through the City Sports Awards held in October at the Brighton Racecourse, 120 attend.</p> <p>Following a workforce needs assessment and by working in partnership with the Albion (AIF funding) access to courses/employment opportunities has been improved. 93 local people have received fully funded sport specific training through the AIF project including Level 1 & 2 courses in Netball, Volleyball, Athletics, Basketball, Leadership and Multi Sport.</p> <p>Additionally a Safeguarding Children in Sport workshop and Equity in your coaching workshop and first aid was attended by 60 local people to courses/employment opportunities. Active for Life activities directly supported by 36 volunteers & coaches and delivered 45 sports related qualification's.</p> <p>the Healthwalks Scheme has delivered Healthwalk leadership training to 50 people and ran specific group training for organisation's. Healthwalks supports 70 volunteer walk leaders who deliver the 14 led walks a week.</p> <p>On going support and advise is given to sports clubs and groups to increase opportunities and membership; improve facilities and ensure good practice. The Active for Life project has supported the community organisation's/groups become sustainable to provide local, affordable provision.</p>	Mar/2009	Jan Sutherland


4.5.2 : City Sports Action Plan for Brighton & Hove 2006-2012, documents activities and events in place to encourage participation

Actions	DOT	Comments	By When	Lead Officer
4.5.2.1 : Update City Sports Action Plan		Members of the Brighton & Hove Sport and Physical Activity group are reviewing the Sports Strategy and Active Living Strategy. A combined Sport and Active Living Strategy is being considered and a new strategy to be produced by April 2010.	Mar/2009	Jan Sutherland


4.5.3 : Provide community development support to community based sports groups to improve sports facilities in local communities, e.g. parks

Actions	DOT	Comments	By When	Lead Officer
4.5.3.1 : Improve sports facilities in local communities		<p>A Facilities Audit has been completed where information was collected on sports facilities in the City. The overall level and quality of provision was assessed and any weaknesses and gaps in provision have been identified in order to inform the council's future strategic planning.</p> <p>Sports Facilities Team have been assisting the Manor Road Gym community group with their bid to secure funding from the Football Foundation for a MUGA at the site A planning application has now been submitted and the Preston Park Multi Use Games Area rebuilt in June.</p> <p>On going support is given to the Crew Club in Whitehawk.</p>	Mar/2009	Jan Sutherland


4.5.4 : To establish a strategic officers group to develop sport within the City

Actions	DOT	Comments	By When	Lead Officer
4.5.4.1 : Strategic Officers Group - Hold inaugural meeting and establish terms of reference		Established a strategic group to develop sport within the City. with representatives from NHS Brighton & Hove, DC Leisure, the Council, universities, the County Sports Partnership, School Sports Partnership. Two meetings have taken place and the group are currently reviewing the Sports and the Active Living Strategy. The group will inform the members of the Sports Forum.	Mar/2009	Jan Sutherland

4.5.5 : To develop the Sports Forum to enable the Strategic development of sport in the City


Actions	DOT	Comments	By When	Lead Officer
4.5.5.1 : Hold two Sports Forums per year		Two City Sports Forums have taken place at local sports facilities with over 150 people attending. The first City Sports Awards event was held at the Racecourse and 120 people attended and 5 award categories	Mar/2009	Jan Sutherland

4.5.6 : Increase participation in sports and physical activity to improve health and well being

Actions	DOT	Comments	By When	Lead Officer
4.5.6.1 : • Provide sports and physical activity session for adults • Provide sports and physical activity opportunities through events and taster sessions • Increase participation levels by 3% across the Contracted leisure facilities through the identification & implementation of key initiatives & the further development of the links in place with other leisure providers		<p>The Active For Life project continues to develop sport and physical activity opportunities in identified Areas of inequality in the City.386 adults participated in Active for Life sessions have been delivered with 8875 attendances.34 weekly adult activities have been delivered in a variety of different sports and activities and 25 one off events have been delivered /supported and these have ranged from local community festivals to the World U21 Championships.</p> <p>The first City Sports Festival -TAKEPART was delivered and estimated 45,000 residents took part. Management, programme meetings and operational meetings have taken place throughout the year.</p> <p>The leisure centre usage shows participation levels across the contract as a whole are on target to achieve the 3% increase on last years figures.</p>	Mar/2009	Jan Sutherland

138

4.5.7 : Raise the profile of Sport & Leisure opportunities and services for the community to increase participation

Actions	DOT	Comments	By When	Lead Officer
<p>4.5.7.1 : • Promote sports participation opportunities across a range of formats</p> <ul style="list-style-type: none"> • Provide an information and enquiry service • To provide support and advice to clubs and groups to ensure sustainability • To source funding to sustain and enhance Sports Development services • Establish the City Sports Awards to reward and recognise volunteers, coaches and officials 		<p>Sport and Leisure opportunities were promoted in a wide range of formats, including leaflets, press releases, posters and websites and we had a high response information was displayed on buses.</p> <p>The Active For Life website received 6000 visits a month and the Active For Life Directory – an A- Z of sports and physical activity opportunities in the City was updated & produced in November.A launch with taster sessions will took place in Churchill Square in Feb 09.</p> <p>Supported the National Create Compete Collaborate and Accentuate initiatives and created a calendar of Sporting and Cultural events linked to the Games.These included Olympic and Paralympics Handover event and an Aqua Festival.</p> <p>City Sports Award evening took place in October with 5 Award categories and 120 attended.</p> <p>The DMCS granted funding for the free swimming initiate for Under 16's and 60+ and partnership funding was sourced from the City council and NHS Brighton & Hove. A steering group meeting has been developed and one meeting has taken place. A member from the steering group will attend the City weight management group.Additional funding for capital improvement to St Luke's Pool submitted to Sport England was awarded.</p> <p>The Active for Life project have been successful at sourcing funding from NHS Brighton & Hove, the Big lottery and the City Council to sustain the project for a further three years.Additional funding was granted from Communities for Health to enables increased programme target health</p>	<p>Mar/2009</p>	<p>Jan Sutherland</p>

139




4.5.7 : Raise the profile of Sport & Leisure opportunities and services for the community to increase participation

Actions	DOT	Comments	By When	Lead Officer
		inequalities in Active for Life areas. The team has also supported clubs and groups to source funding to develop opportunities and sustain sessions.		

140

4.5.8 : Promote and provide sporting opportunities to those who traditionally participate less

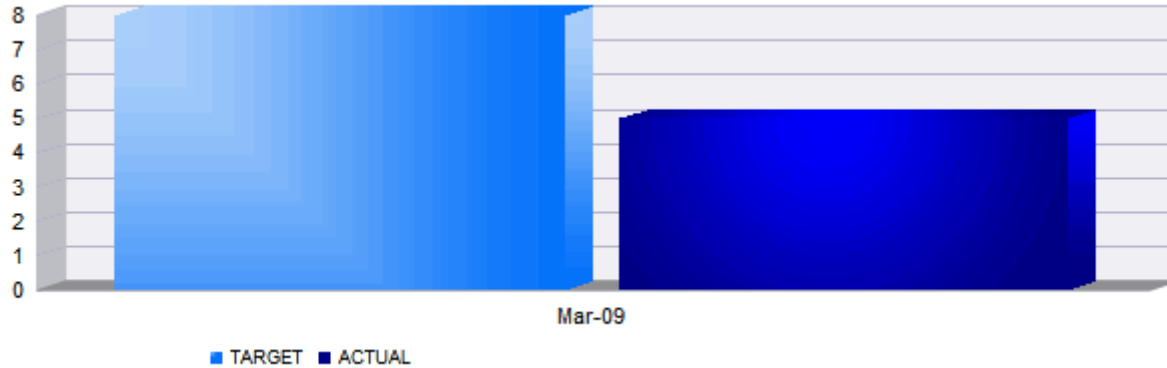
Actions	DOT	Comments	By When	Lead Officer
4.5.8.1 : Deliver Community Development sessions for low participation groups		<p>Delivered sports and physical activity opportunities through programmes, courses and events to raise participation levels. Programmes are low cost or free and target specific groups or communities.</p> <p>The Healthwalks Scheme provides opportunities at no cost for residents of all ages and abilities. 14 weekly led walks and special one off events. 1,000 new walkers and 35 volunteer walk leaders trained.</p> <p>The scheme continues to develop with participation levels increasing and continuing evidence that walks are being accessed by people with chronic health conditions, disabilities and low activity levels. (Currently nearly half of all walkers reported one or more chronic health conditions and/or a disability). Walks have also been targeted to people with learning disabilities and mental health issues.</p> <p>The Active For life project deliver 13 weekly activity sessions in identified communities, specifically targeting older people. One of the highlights was the Eastern Road Boccia tournament accessed by 35 older people.</p> <p>New regular activities include sessions aimed at women, a LGBT orientated session and a Muslim Women's Yoga Session. Also an additional weekly women only session with female lifeguard encouraging BME participation.</p> <p>The Sports Development team also deliver weekly mini tennis sessions for older people and co-ordinate a monthly Short Mat Bowls league. Short Mat bowls clubs across the City that were originally set up by the team attend and 100 older people take part.</p>	Mar/2009	Jan Sutherland

141



Promoting resource efficiency and enhancing the environment

NI195c - Improved street and environmental cleanliness - levels of graffiti



Indicator	Target	Actual	Status
%	8.00	5.00	
Comments			

6.3.1 : Increase the number of Graffiti routes to reduce returned graffiti to 20 routes. Use 2 shifts per day am & pm

Actions	DOT	Comments	By When	Lead Officer
6.3.1.1 : Introduce 7 new graffiti routes		Currently have 18 graffiti cleaned and maintained areas. Also complete cleans of local areas, Whitehawk, Clarendon, Goldsmid, Hangleton.	Mar/2009	Sarah Leach

6.3.2 : Co-ordinate the creation of graffiti murals to act as physical barriers to illegal graffiti

Actions	DOT	Comments	By When	Lead Officer
6.3.2.1 : 2 murals in hotspot areas in the next 12 months		Mural on hoarding in Blackman & Station Street - October 08 30.3.09 – 2 x Murals in Jubilee Square 05.04.09 – Community mural in Morely St	Mar/2009	Sarah Leach

142

6.3.3 : Improved, pro-active police partnership working to step up enforcement action against graffiti related criminal damage

Actions	DOT	Comments	By When	Lead Officer
6.3.3.1 : Support any joint enforcement Strategies as and when Graffiti activity levels require such Strategies.		<p>1. Ongoing local investigations – including acting in an advisory capacity during an execution of a warrant and subsequent arrest. Providing expert witness support.</p> <p>2. Joint working with Avon & Somerset Police</p> <p>30.3.09 – Joint arrest, of 2 prolific taggers, in partnership with local, Worthing and British transport police, investigation ongoing.</p> <p>18.5.09 – Successful prosecution of local tagger – 63 charges of criminal damage.</p> <p>19.5.09 2 x ongoing investigations of local taggers.</p>	Mar/2009	Sarah Leach

6.3.4 : Increased community involvement by cleaning up an area and then working with the community to maintain a graffiti free environment.

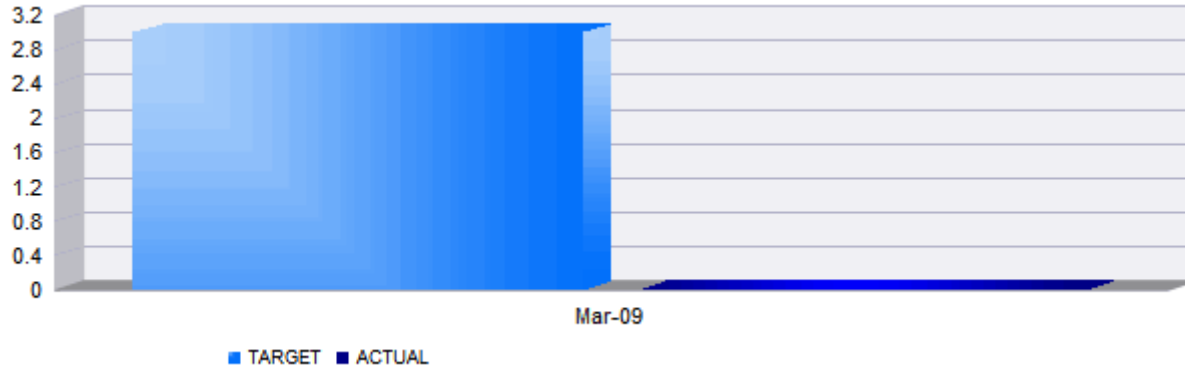
Actions	DOT	Comments	By When	Lead Officer
6.3.4.1 : Maintain the existing community partnerships (Turner, Lewes Road Triangle & Regency groups) and expand to 3 more communities in the next 12 months.		<p>Now includes – Crown Gardens Resident Group, Moulsecombe LAT (Local Action Team), and Hangleton & Knoll</p> <p>30.3.09 – Whitehawk community group, Clifton Passage residents, Clarendon LAT, Goldsmid LAT</p>	Mar/2009	Sarah Leach

6.3.5 : Encourage schools and resident groups to join the 'Adopt a Box' scheme using appropriate publicity and incentives. Supply materials and training to allow cleaning of the adopted communication box.

Actions	DOT	Comments	By When	Lead Officer
6.3.5.1 : Double the current amount of communication boxes adopted to 80.		<p>Information has been published on the council website and several press articles released including a planned launch in November City news.</p> <p>30.3.09 – 102 boxes adopted</p>	Mar/2009	Sarah Leach

Promoting sustainable transport

NI167 - Congestion - average journey time per mile during the morning peak



Indicator	Target	Actual	Status
No.	3.00	0.00	
Comments			
Ni is based on academic year. 08/09 data likely to be available by the end of January 2010.			


7.1.1 : Continue programme of CDT-funded Personalised Travel Planning

Actions	DOT	Comments	By When	Lead Officer
7.1.1.1 : Undertake initiatives in an area covering approximatley 39,300 households (75,000 residents)		<p>The investment programme for the second phase is progressing following approval of the funding in September 2008, in close consultation with Cycling England.</p> <p>Proposals for the seafront National Cycle Network route extension along Madeira Drive have been consulted on and implemented in 2009.</p> <p>A review of the A270 Old Shoreham Road cycle route has been completed and a preferred option identified for consultation.</p>	Mar/2011	David Parker


7.1.2 : Increase involvement of schools and businesses in the development and delivery of Travel Plans

Actions	DOT	Comments	By When	Lead Officer
---------	-----	----------	---------	--------------

7.1.2 : Increase involvement of schools and businesses in the development and delivery of Travel Plans

Actions	DOT	Comments	By When	Lead Officer
7.1.2.1 : Ongoing programme of events and initiatives including quarterly meetings of Business Travel Plan Partnership and meetings with schools		<p>The council has continued to work closely with all schools across the city to promote and provide choice and alternatives for some families to minimise the impact of the 'school run' outside school gates and on the city's road network.</p> <p>95% of local authority schools have Travel Plans in place or at various levels of development, as have over 50% of private schools (equates to 75% of all schools in the city). This has helped to prioritise and deliver small scale improvements or focus investment through the Safer Routes to School programme. This programme will be further extended through the agreement to accept additional funding through the CIVITAS project for staffing and small-scale measures.</p> <p>The council has continued to expand the newly established Business Travel Plan Partnership in 2008/09 and 40 of the city's employers, including some of the largest such as Legal & General and Lloyds Bank, are now participating. Through the partnership the council has provided match funding for a number of businesses to improve sustainable transport choices for their workers.</p>	Mar/2009	David Parker


7.1.3 : Continued development of Quality Bus Partnership

Actions	DOT	Comments	By When	Lead Officer
7.1.3.1 : Regular quarterly meetings between BHCC and Brighton & Hove Bus + Coach Company		The Partnership has met formally every quarter during 2008/09. At officer level, liaison takes place at weekly intervals at least, on day-to-day operational issues.	Mar/2009	Paul Crowther

7.1.4 : Further consideration of strategy for Park & Ride to serve city centre and National Park

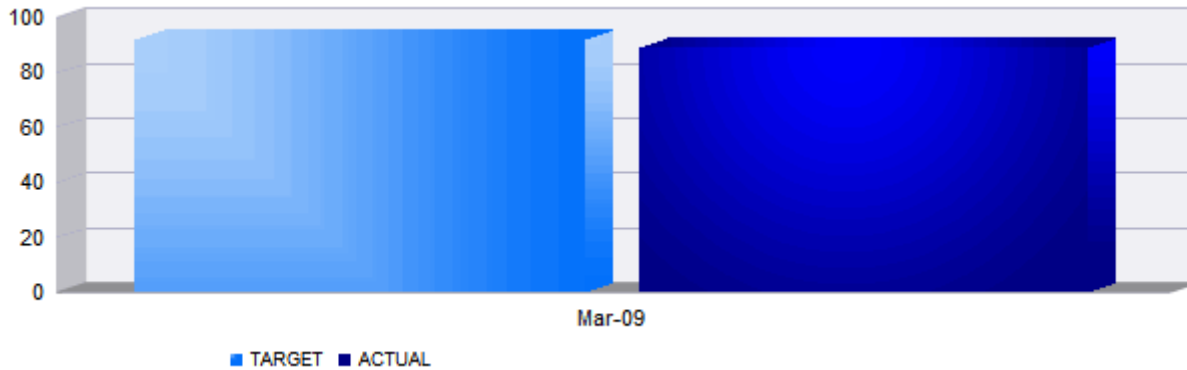
Actions	DOT	Comments	By When	Lead Officer
7.1.4.1 : Park and Ride - Programme to be confirmed.		Site review commissioned in early 2009.	Mar/2009	Andrew Renaut

7.1.5 : Promotion and provision of attractive, convenient and sustainable transport routes/alternatives to increase choice, particularly for journeys to work and school, such as bus train, taxi, cycle walking, through the continued delivery of the LTP and related investment programmes

Actions	DOT	Comments	By When	Lead Officer
7.1.5.1 : Delivery of various schemes within Local Transport Plan capital investment programme for Integrated Transport during 2008/09, 2009/10 and 2010/11.		<p>The 'mid-term' 2006/07 -2010/11 Local Transport Plan Progress report approved and completed in December 2008, indicating that the council's progress halfway through the 5-year period is good. Out of 20 targets, 16 are on track, or making good progress, to be met.</p> <p>The £6m 2008/09 Local Transport Plan allocation was fully invested as a result of sound monitoring and management, and included the development of proposals/delivery of schemes such as accessible and 'talking' bus stops, and walking and cycling improvements.</p> <p>A new 2009/10 programme of investment was approved in March 2009.</p> <p>Agreement by the city council to accept additional EU funding through the CIVITAS programme has enabled further work to be undertaken on Travel Planning</p>	Mar/2009	David Parker

Promoting sustainable transport

NI175 - Access to services and facilities by public transport, walking and cycling



Indicator	Target	Actual	Status
%	92.00	89.00	
Comments			
89% of individuals have access to a GP surgery via non-private modes of transport within 10 minutes (public transport, demand responsive transport, walking and cycling)			
5 mins - 42%, 10 mins - 89%, 15 mins - 98%, 20 mins - 99%, 25 mins - 99%, 30 mins - 99%			

7.2.1 : Integration and co-ordination of new GP surgery facilities with key transport corridors/services to minimise travel times


Actions	DOT	Comments	By When	Lead Officer

147


7.2.1 : Integration and co-ordination of new GP surgery facilities with key transport corridors/services to minimise travel times

Actions	DOT	Comments	By When	Lead Officer
7.2.1.1 : Ongoing programme of delivery of premises development in line with PCT Citywide Estates Strategy, subject to planning process		<p>Building works are underway on three new GP surgery developments:</p> <p>Saltdean (2 practices moving) bus stop adjacent to surgery which is on the main shopping road (Longridge Avenue)</p> <p>Whitehawk (2 practices moving) walkway down from Whitehawk Way (bus stops) to new premises, within most densely populated part of Whitehawk</p> <p>Elm Grove/Lewes Road (Racehill public house) adjacent to bus stop and on main academic corridor. Relocation of adjacent Park Crescent surgery into much larger premises to allow for expansion.</p> <p>All three are planned to open in early 2010.</p>	Mar/2009	Andrew Renaut


7.2.2 : Improved access to existing GP surgeries by sustainable forms of transport

Actions	DOT	Comments	By When	Lead Officer
7.2.2.1 : Delivery of various schemes within Local Transport Plan capital investment programme for Integrated Transport during 2008/09, 2009/10 and 2010/11.		The 2008/09 LTP programme has been delivered and includes a number of schemes to promote and provide attractive, convenient and sustainable transport routes/alternatives to increase choice, particularly for journeys to health facilities, such as bus, train, taxi, cycle and walking	Mar/2009	Andrew Renaut

7.2.3 : Increased number of Travel Plans for health service sites/organisations

Actions	DOT	Comments	By When	Lead Officer
7.2.3.1 : Ongoing development of voluntary and development-led Travel Plans		<p>The Trust's 2006 Green Travel Plan aimed to introduce new schemes and alternatives to help patients and staff get to the hospital more sustainably, and also review existing services to see how they can be made more efficient, sustainable and greener.</p> <p>In 2008, work on the Plan has included 3 key projects:-</p> <p>40/40X bus service: the service has grown year on year and now makes over 10,000 staff journeys each month and 350 patient journeys each month.</p> <p>Pool Cars: The Trust continues to promote its own pool car scheme in 2006, offered to staff to use for Trust business, rather than them using their own vehicles.</p> <p>City Car Club: In addition to the Trust's own pool car scheme the Trust has also taken up corporate membership of the City Car Club scheme.</p> <p>The three schemes above have specifically been designed to reduce the overall use and impact of the car. It has also helped reduce travel costs by reducing mileage payments. The savings amount to over £500,000 per year.</p>	Mar/2009	Andrew Renaut

7.2.4 : Provision of co-ordinated and comprehensive transport advice and information for patients

Actions	DOT	Comments	By When	Lead Officer
7.2.4.1 : Success of NHS Travel Bureau		The Trust has reviewed its Patient Transport Services over the past 12 months looking at ways to reduce activity so that only eligible patients use the service. The Trust has also been looking at more efficient ways to transport patients in from the surrounding area, such as using minibuses instead of individual cars. The Trust carries out over 160,000 journeys per year, and it has now introduced a comprehensive screening process that has reduced activity by between 10% and 15%.	Mar/2009	Andrew Renaut